

Year 6 into 7
Mathematics
Workbook

Understand and
Use Equivalent
Fractions




Unit 14: Understand and use equivalent fractions

14.1 Understand and use equivalent fractions

Concept Corner

Fractions which are equal are called **equivalent fractions**.


Each of these diagrams represents $\frac{1}{4}$ of a whole.



These diagrams show that $\frac{1}{4} = \frac{\square}{8} = \frac{3}{\square}$

Suggest some other fractions that are equivalent to $\frac{1}{4}$

1. Shade in the shapes to represent the following fractions:



$\frac{1}{4}$




$\frac{1}{5}$




$\frac{2}{3}$

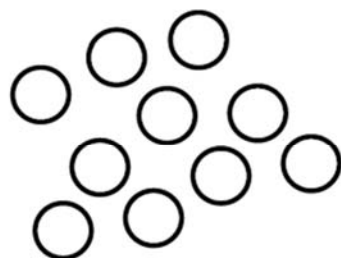
2. Shade in the fraction of counters indicated.



a) $\frac{1}{2}$



b) $\frac{1}{3}$




c) $\frac{1}{5}$


3. Find 3 different ways to shade in each fraction:

$$\frac{1}{2}$$


Method 1:



Method 2:



Method 3:



$$\frac{2}{5}$$

Method 1:



Method 2:



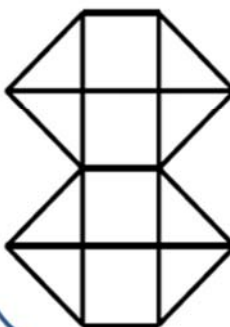
Method 3:



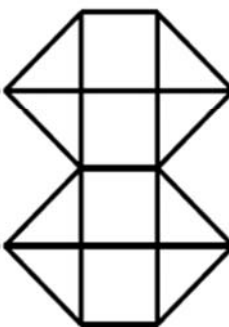
$$\frac{9}{16}$$



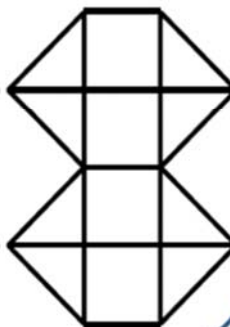
Method 1:



Method 2:



Method 3:



4. Write the following as a fraction:

a) One third

b) One tenth

c) Three-quarters

d) Five-eighths

5. Write the following fractions in words:



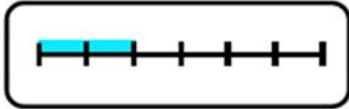
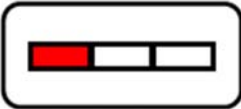





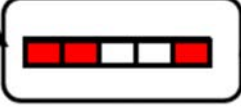

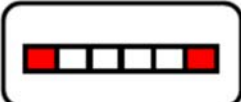
a) $\frac{1}{4}$



b) $\frac{1}{5}$

c) $\frac{1}{12}$

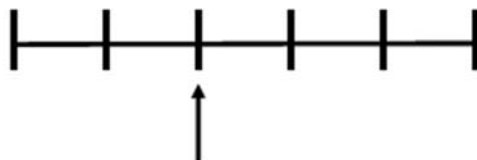
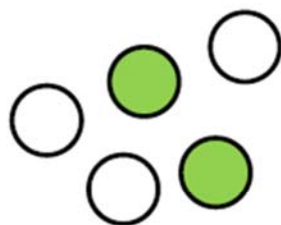
d) $\frac{3}{7}$

6. Match up the following diagrams and write down the fraction they represent. One has been done for you.

		<input data-bbox="1187 363 1284 464" type="text"/>
		<input data-bbox="1187 489 1284 590" type="text"/>
		<input data-bbox="1187 636 1284 737" type="text"/>
		<input data-bbox="1187 783 1284 884" type="text"/>
		<input data-bbox="1187 930 1284 1031" type="text"/>
		<input data-bbox="1187 1077 1284 1178" type="text"/>

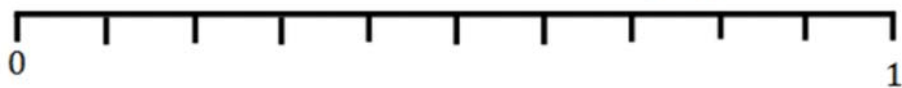



7. Circle the diagrams which correctly represent $\frac{2}{5}$. For those that don't, explain why they don't.



8. Place the following fractions on the number line

$$\frac{1}{2}, \quad \frac{2}{5}, \quad \frac{1}{10}, \quad \frac{1}{20}$$



9. a) Shade $\frac{1}{3}$ of this shape



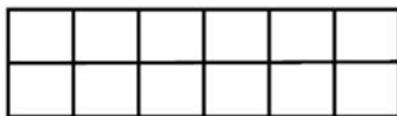
- b) Shade $\frac{2}{6}$ of this shape



- c) Shade $\frac{2}{3}$ of this shape



- d) Shade $\frac{1}{3}$ of this shape



Which is the odd one out? Explain why:

10. a) Fill in the missing numbers so that each fraction is equivalent to $\frac{1}{2}$.

$$\frac{\quad}{4}, \frac{4}{\quad}, \frac{\quad}{6}, \frac{8}{\quad}$$

- b) Fill in the missing numbers so that each fraction is equivalent to $\frac{1}{3}$.

$$\frac{\quad}{6}, \frac{3}{\quad}, \frac{\quad}{12}, \frac{6}{\quad}$$

11. Match up the equivalent fractions:

$$\frac{8}{12}$$

$$\frac{1}{2}$$

$$\frac{6}{10}$$

$$\frac{3}{9}$$

$$\frac{5}{15}$$

$$\frac{2}{3}$$

$$\frac{12}{24}$$

$$\frac{18}{30}$$

12. Fill in the missing numbers in these equivalent fractions:

a) $\frac{3}{8} = \frac{15}{\quad}$

b) $\frac{2}{5} = \frac{\quad}{20}$

c) $\frac{5}{\quad} = \frac{15}{45} = \frac{1}{\quad}$

d) $\frac{5}{\quad} = \frac{2}{8}$


e) $\frac{3}{\quad} = \frac{\quad}{30}$

Is there more than one way to complete part e)? Why?

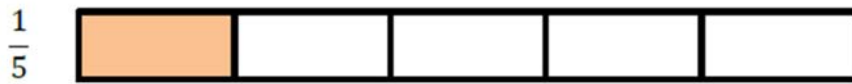
13. Write down three fractions which are equivalent to:

a) $\frac{1}{4}$

b) $\frac{12}{16}$

 c) Write down three fractions equivalent to $\frac{1}{5}$ where the numerator is a prime number.

14.



Carlos says that the diagram above shows that $\frac{1}{5}$ is always bigger than $\frac{1}{4}$.
Carlos is **wrong**. Explain why.

15. Place these fractions on the number line below:

$\frac{1}{2}$, $\frac{1}{3}$, $\frac{3}{4}$, $\frac{1}{4}$, $\frac{2}{3}$



16. Write > or < in between each pair of fractions.

a) $\frac{1}{2}$ $\frac{1}{3}$

b) $\frac{1}{11}$ $\frac{1}{9}$

c) $\frac{2}{3}$ $\frac{2}{5}$

d) $\frac{4}{5}$ $\frac{7}{8}$

e) $\frac{2}{3}$ $\frac{5}{6}$

f) $\frac{5}{8}$ $\frac{6}{10}$



g) $\frac{4}{9}$ $\frac{5}{11}$

<https://corbettmathsprimary.com/2018/07/24/equivalent-fractions-and-simplifying-fractions-videos/>

Simplifying fractions

Concept Corner

factor	numerator	denominator
--------	-----------	-------------

To simplify fractions, you divide the and the by a common

For example, to simplify $\frac{12}{36} = \frac{3}{9} = \frac{1}{3}$ or $\frac{12}{36} = \frac{1}{3}$

17. Write these fractions in their simplest form.

a) $\frac{10}{20}$

d) $\frac{8}{72}$

b) $\frac{10}{15}$

e) $\frac{24}{84}$

c) $\frac{12}{36}$

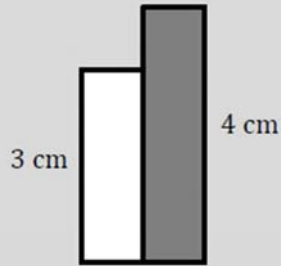

f) $\frac{17}{51}$

14.2 Writing one quantity as a fraction of another

Concept Corner


One quantity can be expressed as a fraction of another.

If I have a white bar which is 3 cm long and a grey bar which is 4 cm long, then the white bar is $\frac{3}{4}$ the length of the grey bar:




If Harriet has 8 counters and 3 of them are black,

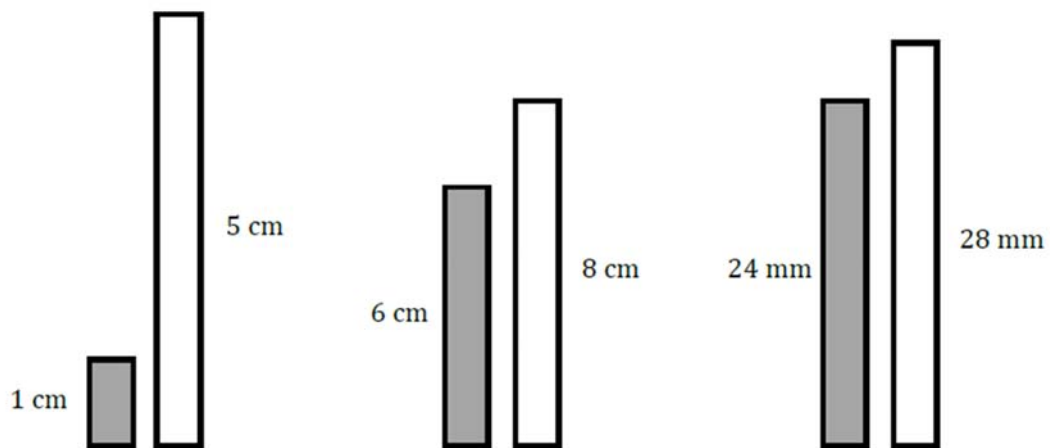
$\frac{3}{8}$ of the counters are black.



1. What fraction of one white bar is one grey bar in each diagram below?



2. What fraction of the white bar is one grey bar in each diagram below? Write your answers in their simplest form.



3. In a class, 12 students were boys and 18 were girls.
What fraction of students were boys?

Write your answer in its simplest form.

4. Conor had 34 sweets. He ate 12 of them.
Conor gave 7 of the sweets he had left to Harris and the rest to Flora.
What fraction of the original sweets did Flora get?

14.3 Improper fractions and mixed numbers

Concept Corner

Use the words and numbers from the box to fill in the spaces below:

Numbers like $2\frac{1}{2}$, $1\frac{1}{3}$ and are called
 because they contain both whole numbers
 and fractions.

$\frac{11}{5}$	improper fractions	$3\frac{2}{3}$
	mixed numbers	
	denominator	

Mixed numbers can also be written as These are

fractions where the numerator is larger than the

A)  $2\frac{1}{4} = \frac{\square}{4}$

B)  $\frac{8}{3} = \frac{\square}{3}$

1. Match each improper fraction to its equivalent mixed number representation.

$$\frac{15}{4}$$

$$3\frac{2}{3}$$

$$\frac{11}{3}$$

$$2\frac{1}{4}$$

$$\frac{11}{4}$$

$$3\frac{3}{4}$$

$$\frac{9}{4}$$

$$1\frac{1}{3}$$

$$\frac{4}{3}$$

$$2\frac{3}{4}$$


2.



Explain how this diagram represents:

a) $\frac{2}{5}$

b) $\frac{3}{5}$

 c) $\frac{5}{2}$

3. Write the following fractions in **ascending order**.

$$\frac{17}{6}, \quad \frac{16}{3}, \quad \frac{7}{4}, \quad \frac{19}{5}$$

4. Write a $>$, $=$ or $<$ between these improper fractions and mixed numbers.

$$\frac{13}{4} \quad 2\frac{3}{4}$$

$$\frac{18}{5} \quad 3\frac{3}{5}$$

$$6\frac{2}{9} \quad \frac{20}{5}$$

$$1\frac{9}{17} \quad \frac{17}{9}$$



5. Write these fractions in ascending order.

$$\frac{5}{7}, \frac{6}{9}, \frac{9}{6}, \frac{7}{5}$$

<https://corbettmathsprimary.com/2018/07/24/equivalent-fractions-and-simplifying-fractions-videos/>

14.4 Equivalence of fractions and decimals

Concept Corner

Tens	Ones	Tenths	Hundredths
	0	• 7	
	0	• 3	1

$$\frac{1}{10} \quad \frac{1}{100}$$

Tenths and hundredths can be written using fractions as and

This means that decimals can easily be converted to fractions.

For example, $0.7 = \frac{7}{10}$ and $0.31 = \frac{31}{100}$

1. Fill in the gaps in the table below.

Decimal	Words	Fraction
0.74	<ul style="list-style-type: none"> seventy-four hundredths seven tenths and four hundredths 	$\frac{74}{100}$
0.6		
0.09		
	<ul style="list-style-type: none"> one tenth and one hundredth 	
		$\frac{37}{100}$

2. Express as a decimal:

a) $\frac{1}{10}$

b) $\frac{3}{100}$

c) $\frac{7}{1000}$

d) $\frac{38}{100}$

e) $\frac{131}{1000}$

3. Express $\frac{2}{5}$ as a decimal.

Explain your answer.

4. Express the following as decimals:

a) $\frac{14}{10}$

b) $\frac{12}{20}$

c) $12\frac{1}{2}$

5. Why are these wrong?
Give reasons for your answers.

a) $2.8 = \frac{2}{8}$

b) $\frac{6}{100} = 0.6$


c) $\frac{4}{25} = 0.4$

6. In each question write the decimal as a fraction in its simplest form, using mixed numbers where necessary.

a) 0.2

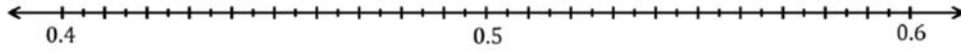
b) 0.001

c) 1.8

 d) 15.05

7. Place the following decimals on the number line:

0.41, 0.55, 0.43, 0.51, 0.485



8. Place the following fractions on the number line:



$$\frac{1}{2'}$$

$$\frac{6}{10'}$$

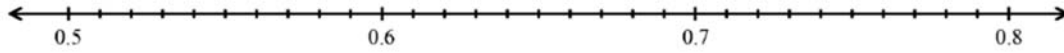
$$\frac{73}{100'}$$

$$\frac{3}{4'}$$


$$\frac{7}{10'}$$

$$\frac{13}{20'}$$

$$\frac{2}{3}$$



Concept Corner



The shaded region of this 100-square could be represented as a vulgar fraction, a decimal fraction or a percentage.

$$\frac{55}{100} = \frac{11}{20}, 0.55 \text{ and } \dots\dots\dots\%$$

1. Use the cards below to write down fractions and decimals equivalent to:

a) 3%

b) 30%

c) 300%

0.3	3	$\frac{3}{1}$	$\frac{3}{100}$
0.03	0.30	$\frac{3}{10}$	$\frac{30}{100}$



2. Use the cards below to write down fractions and decimals equivalent to:

a) 12%

b) 1.2%

c) 10.2%

d) 120%

1.2

0.012

$1\frac{1}{5}$

$\frac{3}{250}$

0.12

0.102

$\frac{3}{25}$

$\frac{51}{500}$

3. Write these fractions as percentages

a) $\frac{22}{100}$

b) $\frac{1}{10}$

c) $\frac{6}{10}$

d) $\frac{17}{50}$






Concept Corner

Here are some equivalences that are helpful to know:

Fraction	Decimal	Percentage
$\frac{1}{4}$	0.25	25%
$\frac{1}{3}$	$0.\dot{3} = 0.333\dots$	$33\frac{1}{3}\%$
$\frac{1}{2}$	0.5	50%
$\frac{3}{4}$	0.75	75%

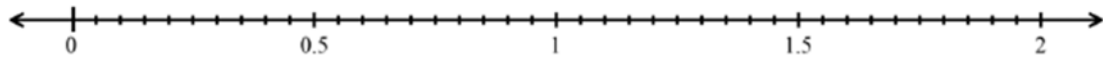
What other equivalences do you know?

4.

Pictorial (shading)	Fraction	Decimal	$\frac{\quad}{100}$	Percentage
				
			$\frac{30}{100}$	
		0.1		
	$\frac{7}{10}$			
				55%

5. Place the following values on the number line:

1.2, 0.85, 30%, 5%, $\frac{1}{4}$, $\frac{3}{4}$, $\frac{1}{5}$, $\frac{13}{10}$, 110%, 195%



Reflections

This space is for you to write your reflections on the whole unit on understanding and equivalent fractions.

You may wish to write about:

- Things you've learnt
- Things you found difficult
- Other areas of maths you used in this topic
- Topics you need to revisit/revise in the future