



Transition Booklet

2021

Name-

Unfortunately, we are unable to host a face-to-face transition day this year. Please fill in this booklet to make sure you are ready for your start in September! All the resources can be found on the website under the transition tab and then transition day.

Please bring this booklet with you on your first day-
Thursday 2 September!

Contents

Transition Day Activities	3
What is transition?	11
Transition quiz	13
Feelings about transition	14
Asking for help	16
Being prepared	17
Reading a timetable	18
Equipment	19
Managing change	20
Travelling to secondary school	21
Lunch at secondary school	22
Assembly 2	23
Final Tips- Starting in September	24

Virtual Transition Day-

Activity 1- Assembly 1

Please type in the school website to access the video or you can view it from the school website under virtual transition day. thenobelschool.org

- Press the transition tab, transition day, assembly.

Please watch the assembly carefully and answer the questions below.

- 1- What are the three school rules?
 -
 -
 -
- 2- What is the name of your Head of Year?
- 3- What is the name of your student support officer?
- 4- What is the Head Teacher's name?
- 5- What are three expectations of you as a Nobelian?

Assembly 2

What is a DO NOW activity?

Write down 3 other notes from this assembly-

Activity 2- Numeracy

MENTAL STRATEGIES –
do these in your head

Q	Question	Answer
1	$\square + 2 = 5$	
2	$100 = 17 + \square$	
3	What is half of 9?	
4	$105 - 10 = \square$	
5	$62 + \square = 70$	
6	$23 = 10 + \square$	
7	$9981 - 9979 = \square$	
8	$1 \times 5 = 5$, so $5 \div 5 = \square$	
9	What is 16:21 in 12 hour clock format?	
10	What time will it be 37 minutes after 20:25?	
Total out of 10		

TIMESTABLES –
do these in your head

Q	Question	Answer
1	$\square \times 7 = 14$	
2	$24 \div 8 = \square$	
3	$18 \div \square = 2$	
4	$8 \times \square = 48$	
5	$\square + 3 = 9$	
6	$\square \times 9 = 90$	
7	$8 \times 10 = \square$	
8	$3 \times \square = 27$	
9	$4 \times 8 = \square$	
10	$\square \div 4 = 6$	
Total out of 10		

KEY SKILLS – you may use written calculations for these questions

Q	Question	Answer
1	$838 \times 92 = \square$	
2	$6931 - 3947$	
3	2.9×6.22	
4	$62/100 = \square \%$	
5	$(-9) \times (-3)$	
6	Round 84.6193 to 1 decimal place	
7	$(-1) + (-2)$	
8	Round 545 to 1 s.f.	
9	What is the letter at (-1,1)? <div style="text-align: center;"> $\begin{matrix} & & y & & \\ & & \downarrow & & \\ A & B & C & D & E \\ F & G & H & I & J \\ K & L & M & N & P \rightarrow x \\ Q & R & S & T & U \\ V & W & X & Y & Z \end{matrix}$ </div>	
10	What is $2/3$ of 6?	
Total out of 10		

Notes

MENTAL STRATEGIES –
do these in your head

Q	Question	Answer
1	$5 = 4 + \square$	
2	$\square + 75 = 100$	
3	What is half of 3?	
4	$30 - 10 = \square$	
5	$6 + \square = 10$	
6	$125 = 10 + \square$	
7	$2388 - 2381 = \square$	
8	$4 \times 8 = 32$, so $32 \div 4 = \square$	
9	What is 14:16 in 12 hour clock format?	
10	01:36 is how many minutes after 01:03?	
Total out of 10		

TIMESTABLES –
do these in your head

Q	Question	Answer
1	$14 \div \square = 7$	
2	$\square \div 8 = 6$	
3	$\square \div 9 = 2$	
4	$16 \div 8 = \square$	
5	$24 \div 3 = \square$	
6	$\square \div 10 = 4$	
7	$\square \div 8 = 4$	
8	$\square \div 3 = 5$	
9	$16 \div \square = 4$	
10	$24 \div \square = 6$	
Total out of 10		

KEY SKILLS – you may use written calculations for these questions

Q	Question	Answer
1	$61 \times 29 = \square$	
2	$1915 - 987$	
3	2.13×0.6	
4	$10/100 = \square \%$	
5	$7 \times (-8)$	
6	Round 4.3942 to 1 decimal place	
7	$3 + (-6)$	
8	Round 3.92 to 1 s.f.	
9	What is the letter at (2,-1)? <div style="text-align: center;"> $\begin{array}{cccccc} & & y & & & \\ & & \uparrow & & & \\ A & B & C & D & E & \\ F & G & H & I & J & \\ K & L & M & N & P & x \\ Q & R & S & T & U & \\ V & W & X & Y & Z & \end{array}$ </div>	
10	What is $1/6$ of 30?	
Total out of 10		

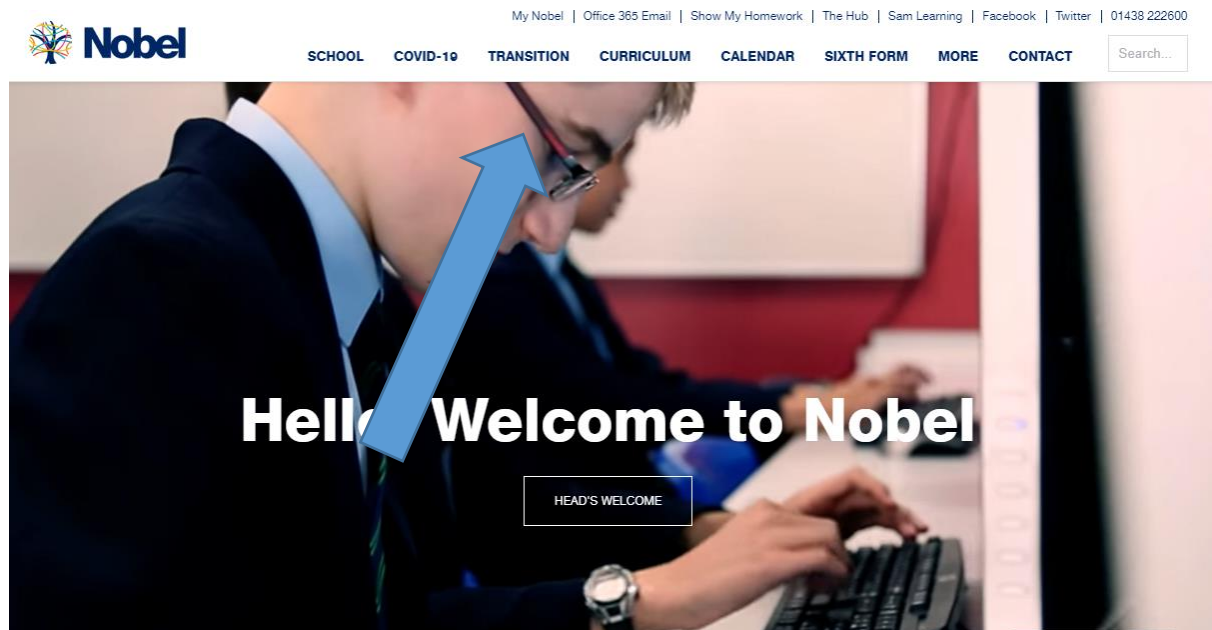
Notes

Activity 3- Literacy

Write a 500 word story titled- 'How to survive meeting a dragon.' Use the space below and on the following page.

Activity 4- Virtual Tour

Go onto the virtual tour on the school website. This can be found under the transition tab. This can be accessed on a smart phone, tablet, laptop, desktop or iPad.



Virtual Tour



Spend ½ an hour looking around the school and meeting the curriculum team leaders.

Activity 5- About me pages - Fill this page in for your form tutor! You may need to fill some in September.

ALL ABOUT ME!



FAVORITE SUPER HERO

FAVORITE MOVIE OR SONG

FAVORITE COLOR
OR FAVORITE ARTIST

ONE THING THAT
MAKES ME HAPPY

ONE
THING I
AM GOOD AT



ONE THING THAT
MAKES ME SAD

Favourite thing
about school



FAVORITE GAME

Favourite sport or activity
and why

FAVORITE
BREAKFAST

FAVORITE
DINNER

FAVORITE
THING TO EAT





Year 7 Welcome Sheet

Nobel

Name: _____



3 Targets for end of year

7-
-
-
-



3 Things I would like to learn about my new school.

-
-
-



3 questions I will ask on my first day-

-
-
-



3 things I am looking forward to at Nobel.

-
-
-



Primary School-

New School-

Form Tutor-

Form room-

Favourite lesson-

Something you enjoy outside of school-



3 worries I have and how will I overcome these?

-
-
-

Transition activities- please complete the following pages in your own time.

What is transition?

Transition describes the process of changing from one thing to another. You might have heard the term used in primary school for transition days from your old class to your new one.

Moving from primary school to secondary school is a big transition. Teachers in both schools do their best to prepare you for this step and support you through the change. You may have experienced friends or family members' transition to secondary school and seen them go through some of the following steps:

- Teachers communicating with teachers and gathering information.
- Primary school teachers helping children find out about their new school and how it is different.
- Virtual transition days to the new school to meet tutor groups and experience the new school day.
- Completing a transition booklet with all the information children might need to prepare for the move.

Due to COVID-19, transition to secondary school might look a little different this year. It is normal to be worried about missing out on the things you have seen happen for other year groups.

You might not know the details about your transition just yet but the teachers in both your primary school and your new secondary school are still working hard to make sure that everything goes well for you.

What extracurricular or enrichment activities are available? Are there any that you would like to join?

Use this space to write down anything else you find out about your new school or any other questions you have about starting secondary school.

Transition Quiz

Use The Nobel School website to find the answer to the following questions.

What time does the school day start and end?

What date do the Christmas holidays begin this year?

Does the school have houses? If so, what are they called?

Find the uniform policy. What are the expectations around uniform and PE kit at your Nobel?

Feelings about Transition

You probably have lots of feelings about moving from primary school to secondary school. Take some time to record them below.

What am I looking forward to?

What am I worried about?

What goals do I have?

Starting a conversation:

- Smile.
- Ask questions to find out what you have in common.
- Listen to what other people are saying to you.
- Most of all, remember to be yourself.

Write down something about yourself that you might share with someone new.

Keeping in touch with old friends:

- It's okay to spend time with new people; it doesn't mean you like your other friends less.
- Arrange to meet friends in different classes at break or lunchtime, or travel to school together.
- Some friends might not have moved to the same school as you, but that doesn't mean you can't keep in touch. Try phoning them to ask how they are settling into their new school and arrange to meet up after school or at the weekend.

Developing Friendships

Starting secondary school brings lots of opportunities to make new friends, but meeting so many new people can be overwhelming. So, how do you get to know people and build new friendships?

Meeting new people:

- You will have a form group that you will be with all day. Your form tutor will help you to get to know everyone in your form.
- You will be sitting and working with different people in different subjects. This gives you lots of opportunities to meet new people.
- Joining a club or after school activity will help you to meet people that have the same interests as you.

At primary school, your teacher did most of the organisation for you, making sure you got to assemblies and lessons on time and ensuring you had the equipment you needed for the tasks they set. At secondary school, all of this will be your responsibility. Don't worry; you will get the hang of things quickly.

Asking for help

How will I know where to go and when?

Your teachers will let you know when you need to make your way to the next lesson. You will be given a timetable that tells you where you need to be in each period. It will have the name of the lesson, the teacher you have and the room you need to be in. The teacher's initials are used on your timetable, but you will have a list of their full names underneath.

What should you do if you forget your PE kit or homework?

What should you do if you get lost?

Use this space to write down any other worries or concerns you may have.

Being Prepared

You might be faced with lots of new situations and these can seem daunting. Thinking about what you might do beforehand can make you feel more prepared to deal with them if these situations arise. Talkthrough the following situations with a trusted adult or older sibling andwrite down what you will do if they arise.

What will you do if.....

You are late to school?

You feel unwell?

You lose your lunch money or find you have no money on your school account?

Reading a Timetable- this is an example

	1Mon	1Tue	1Wed	1Thu	1Fri
Reg	Form HU04 Miss C M Wright	Form HU04 Miss C M Wright	Form HU04 Miss C M Wright	Form HU04 Miss C M Wright	Form HU04 Miss C M Wright
1	English HU04 Miss C A Magill	English HU04 Miss C A Magill	English HU04 Miss C A Magill	Mathematics HU04 Ms C A Murray	English HU04 Miss C A Magill
2	Science HU04 Mr A S Burford	Drma HU04 Mr G O'Neill	Mathematics HU04 Ms C A Murray	Science HU04 Mr A S Burford	Spanish HU04 Mrs M P Perez-Lotch
3	English HU04 Miss C A Magill	Technology HU04 Miss S D Tang Wah	Art HU04 Miss M C Mansfield	History HU04 Miss C Quiddington	PE HU04 Mrs J Seville
4	Geography HU04 Mr S D Howells	Mathematics HU04 Miss R E Bloomfield	PE HU04 Mrs J Seville	Spanish HU04 Mrs M P Perez-Lotch	Science HU04 Mrs S L Starkey
5	Mathematics HU04 Ms C A Murray	R.E. HU04 Mr A D Thomas	I.T. HU04 Miss P Petoshi	Dance HU04 Mrs R A Uewellyn	Technology HU04 Mrs M A Appleby

Which day would you need your PE kit?

Which lessons would you need to prepare for on Thursday?

What room will your art lessons be in?

What room will your I.T. lessons be in and who is your teacher?

Equipment

Try and prepare your bag the evening before as you are more likely to forget things if you're rushing around in the morning.

You will need to take:

- Any books that you need for the day's lessons – check your timetable and make sure you've completed any homework that is due.
- Your planner.
- A reading book
- You should always have a pen and a spare pen, pencil, green pen, ruler, sharpener, rubber and calculator with you. A pencil case will help you keep them together so they don't get lost in your bag.
- It is not always as easy to get water during the school day as it is at primary school so take a water bottle with you. Check the bottle doesn't leak and keep it upright or in a plastic bag to protect your books and homework.
- A packed lunch if you're not using the canteen.
- A bag to carry everything in.
- Your PE kit, including trainers, if you have PE that day.



In the space below, write or draw a shopping list for anything you don't have yet.

Managing Change

You've probably already managed lots of change in your life. Have you ever moved to a new house? Have there been any changes to your family unit, such as new siblings or step-parents? Can you remember how you felt when you started primary school? How do you manage the change between a school term and holidays? Have you ever had a new teacher start during the school year?


Write down any changes you have already managed below. You might find your parents or carers can help you think of some that you've forgotten!

Travelling to Secondary School

When you start secondary school, you might need to be able to get yourself to school for the first time. You may have to walk farther than you did before, take a new route or get on the bus. The first time you do a journey on your own can be a little scary, so it's a good idea to practice your route before your first day!

Before September, you could do the journey a few times with family or friends who can help you if you get stuck. If you're not able to get out to do the journey yet, then you could look at a map and plan the best route from your house to school. If you need to take the bus, look up the timetable and find out where your closest bus stop is. Work out what time you will need to leave the house so that you will get to school on time.

Use the space below to draw a map of your route or write down any public transport details that you may need.




Lunch at Secondary School

Lunchtime at secondary school might be different to primary school. You will still be able to take a packed lunch with you if you prefer. There will be space in the dining hall to eat your lunch and in good weather you may be able to eat your lunch outdoors.

There is a canteen where you can buy hot or cold food for your lunch. The cost of lunch will vary depending on your options, so you will need to make sure you have enough money to pay for them. The school has a cashless system where you, your parents or the school will load money onto an account for you to pay for any food or drink from the canteen.

Canteens are open at break time, but you can bring your own snack with you if you want too.



Your September Start

Your first day- **Thursday 2 September 2021**

Things to remember on your first day-

- To be in full school uniform
- Lunch will be free this day, but please bring a snack and a drink
- Your pencil case
- You do not need your PE kit on your first day
- Meet at the school gate for 8:20am, approach any member of staff to find out your form group

The day will be full of transition activities including team building, tours, introduction lessons and some baseline testing.

Testing is not anything to worry about, it will give us an indication of your grouping requirements and whether you need any additional support for your learning.

Your second day- **Friday 3 September**

During this day you will have an hour form time in the morning, you will also have introductory lessons and start to follow your timetable. From this day you must bring in money for your lunch card/account or packed lunch.

You may also need your PE kit on this day if it is one of your timetabled lessons.

Look out for these staff members-



Mr Henson-
Head Teacher



Mr Swendell-
Key Stage 3
Lead



Mrs Jones-
Head of year
7



Mrs Campion-
Student
Support

That's it - you've now thought about everything that you need to in order to be ready for your start at Nobel in September. We hope that you have a lovely summer and look forward to working with you in September.